

Nasdaq Dorsey Wright Fund Score

What is a Fund Score?

Similar to a 1 - 5 star or a letter grade rating system for single name stocks, the Nasdaq Dorsey Wright Fund Score applies a similar rating methodology to funds, but on a scale of 0.00 to 6.00. Scores less than 3 represent a "Sell" rating, scores between 3 and 4 represent a "Hold" rating, and scores 4 and greater represent "Buy" and "Strong Buy" ratings.

The Fund Score expands the horizon of analysis to other parameters including Chart Patterns, Moving Averages, and Momentum. Additionally, the Fund Score incorporates a Percentile Ranking for the fund versus several Market and Peer Groups over varying time periods.

The Nasdaq Dorsey Wright Fund Score reflects a two thirds weighting toward relative strength measures and a one third weighting toward absolute price measurements. In general, when deciding on positions to include in a portfolio, a fund should meet a threshold of 3.00 or higher, but ideally above 4.00.

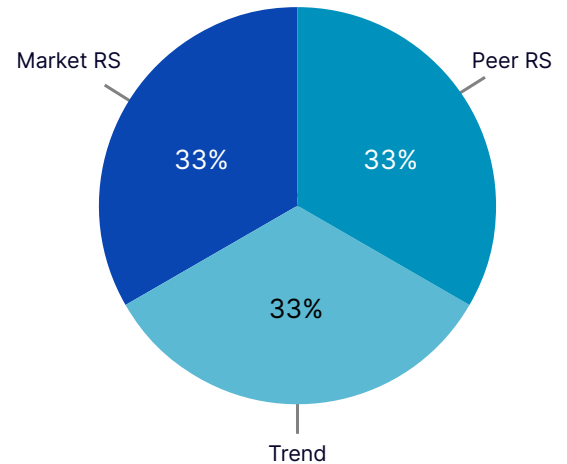
Where are Fund Scores found?

At the top of a fund chart, the Fund Score is displayed. In the illustration below the fund has a favorable score of 4.42. Generally speaking, a high fund score will translate into a security that possesses positive trend and relative strength characteristics. By focusing on those ETFs and Mutual Funds with a high Fund Score, you may potentially increase your chances of positive returns.

NDW Fund Score Scale

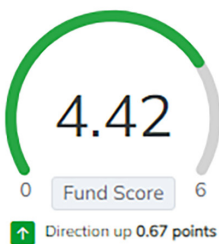
Fund Score	Rating
0.00 - 2.99	SELL
3.00 - 3.99	HOLD
4.00 - 4.99	BUY
5.00 - 6.00	STRONG BUY

Score Calculation



Invesco Dorsey Wright Momentum ETF (PDP) *OptionsPlay*

\$103.03 -0.14 (-0.14%)



Trend
Positive ✓ 11/14/23

Strength vs. Market SPXEWI
Sell Signal 05/04/21
X Column ✓ 11/10/23

[More Score Details](#)

Score Comparisons

Investment Category: Growth-Domestic
4.30 (+0.13)

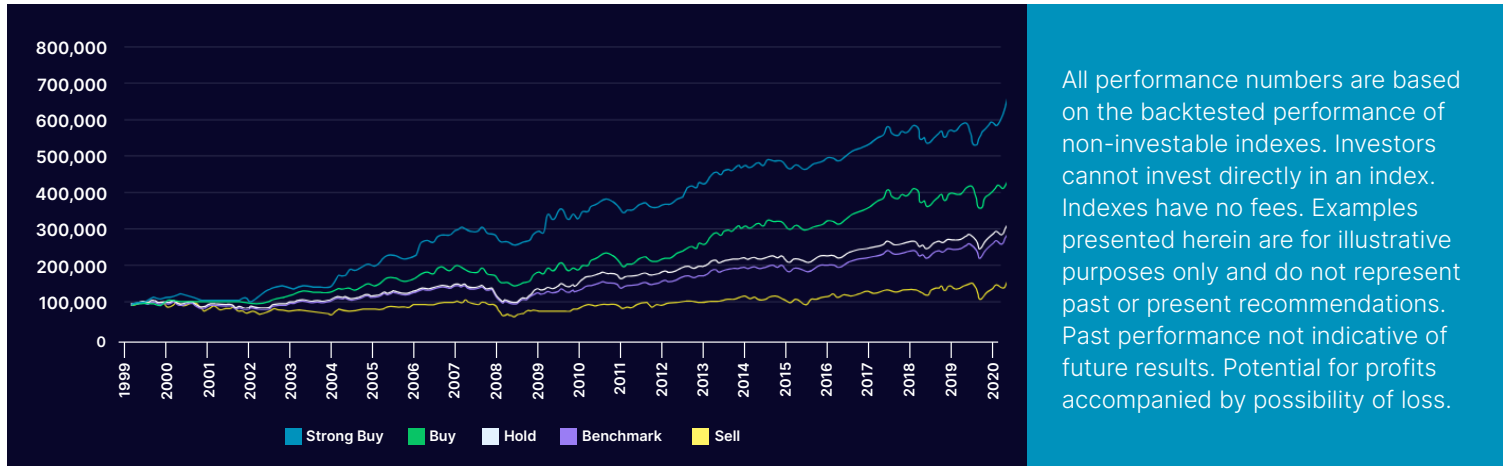
Region: United States
3.88 (+0.54)

Equity Class: US Large Cap Growth
4.22 (+0.20)

What can Fund Scores do for you?

The below chart demonstrates how NDW's fund scores can provide you with a simple yet effective method for identifying and investing in funds capable of delivering long-term outperformance.

Performance by Security Rating



For more information on Nasdaq Dorsey Wright products please contact your **financial advisor** or visit [Nasdaq.com solutions page](https://www.nasdaq.com/solutions)

Contact Us

Dorsey, Wright and Associates, LLC

Registered Investment Advisors

3300 W. Leigh Street, Richmond, VA 232320

Email: NDWsales@nasdaq.com

Phone: +1 (626) 535-0630

Nasdaq Dorsey Wright is a registered investment advisory firm. Past performance does not guarantee future results. In all securities trading, there is a potential for loss as well as profit. It should not be assumed that recommendations made in the future will be profitable or will equal the performance as shown. Investors should have long-term financial objectives when working with Dorsey Wright. The relative strength strategy is NOT a guarantee. There may be times where all investments and strategies are unfavorable and depreciate in value. Relative Strength is a measure of price momentum based on historical price activity.

Relative Strength is not predictive and there is no assurance that forecasts based on relative strength can be relied upon. The information contained herein has been prepared without regard to any particular investor's investment objectives, financial situation, and needs. Accordingly, investors should not act on any recommendation (express or implied) or information in this material without obtaining specific advice from their financial advisors and should not rely on information herein as the primary basis for their investment. Each investor should carefully consider the investment objectives, risks and expenses of any Exchange-Traded Fund ("ETF") prior to investing. Before investing in an ETF investors should obtain and carefully read the relevant prospectus and documents the issuer has filed with the SEC. ETFs may result in the layering of fees as ETFs impose their own advisory and other fees. To obtain more complete information about the product the documents are publicly available for free via EDGAR on the SEC website (<http://www.sec.gov>).

The information contained herein has been prepared without regard to any particular investor's investment objectives, financial situation, and needs. Accordingly, investors should not act on any recommendation (express or implied) or information in this material without obtaining specific advice from their financial advisors and should not rely on information herein as the primary basis for their investment decisions.

Information contained herein is based on data obtained from recognized statistical services, issuer reports or communications, or other sources believed to be reliable ("information providers"). However, such information has not been verified by DWA or the information provider and DWA and the information providers make no representations or warranties or take any responsibility as to the accuracy or completeness of any recommendation or information contained herein. DWA and the information provider accept no liability to the recipient whatsoever whether in contract, in tort, for negligence, or otherwise for any direct, indirect, consequential, or special loss of any kind arising out of the use of this document or its contents or of the recipient relying on any such recommendation or information (except insofar as any statutory liability cannot be excluded). Any statements nonfactual in nature constitute only current opinions, which are subject to change without notice. Neither the information nor any opinion expressed shall constitute an offer to sell or a solicitation or an offer to buy any securities, commodities or exchange traded products. This document does not purport to be complete description of the securities or commodities, markets or developments to which reference is made.